

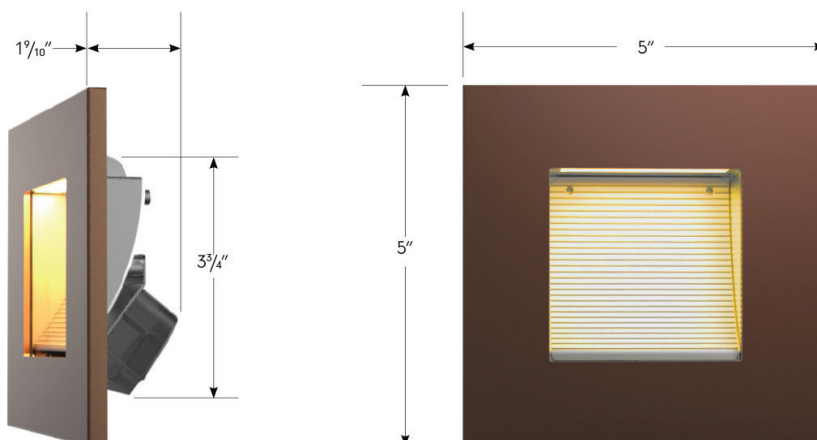


Project: _____ TYPE: _____

Product Features

- Line voltage input (internal driver)
- Available faceplate covers in Black, Bronze, Brushed Nickel, Copper, and White
- Features no visible faceplate screws
- Ideal for interior or exterior pathway illumination
- Suitable for new construction and renovation
- Compatible with deep 4" x 4" x 2-1/2" junction box
- Mounting height range of 12"-18" above the floor for desired light distribution
- 3 Year warranty

Dimensions



Order Specification Guide

PRODUCT CODE	COLOR	FACEPLATE	LENS	VOLTAGE
VET VET = Vetrinella	27 = 2700K 35 = 3500K	BK = Black BZ = Bronze BN = Brushed Nickel CO = Copper WH = White	NL = No Lens (IP54) CL = Clear Lens (IP65) FL = Frosted Lens (IP65)	1 = 120V AC 60Hz 2 = *277V AC 60Hz


*Consult factory for lead time and MOQ

Specifications

Output (based on 3500K with clear lens)	
Lumens (lm/fixture)	169.3
Efficacy (lm/W)	23
CRI	90+
Electrical	
Input Voltage	120V, *277V AC
Power Consumption (W/fixture)	7.57
Control	
Dimming	MLV, ELV
Physical	
Dimensions	5"W x 5"H x 1.90"D
Lens	Acrylic 2.62"x2.62"
Mounting	Recessed - Compatible with deep 4"x4"x2 1/2" junction box
Certification and Testing	
Certification	cETLus, ADA, NFPA
Environment	Wet Location
Rated Life	50,000 hrs.
IP Rating	IP65

*Consult factory for lead time and MOQ

Replacement Parts



VET-FACE-BK
Black Faceplate
Includes 2 set screws
Sold each




VET-FACE-BZ
Bronze Faceplate
Includes 2 set screws
Sold each



VET-FACE-CO
Copper Faceplate
Includes 2 set screws
Sold each



VET-FACE-WH
White Faceplate
Includes 2 set screws
Sold each



VET-FACE-BN
Brushed Nickel Faceplate
Includes 2 set screws
Sold each